

# AZELLA

## Stage III Sample Test

**TEST BOOK**

Grades 3-5



**Session 1**


**Listening**

# Stage III Listening

**DIRECTIONS**

Listen to the questions and the answers. Fill in the correct circle on your answer document.

**1**



A box containing four illustrations: a blue bird (A), a red apple (B), a yellow pencil (C), and a hammer (D).

**2**

- A. at home
- B. at school
- C. on a bus
- D. on a tree

**4**

- A. Lunch
- B. Math
- C. Reading
- D. Science

**3**

- A. Hikers explore canyons.
- B. Hikers use maps and guides.
- C. Arizona is a great place for hikers.
- D. Arizona has forests, deserts, and canyons.

- 5**
- A.** They both swim.
  - B.** They both lay eggs.
  - C.** They both live on land.
  - D.** They both have round feet.

- 6**
- A.** Connecting the wire to the battery.
  - B.** Wrapping the wire around the nail.
  - C.** Removing the battery from the wire.
  - D.** Holding the battery in place for 30 seconds.

**Session 2**

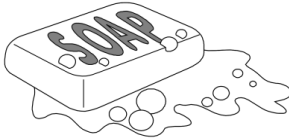
**Reading**


# Stage III Reading


## DIRECTIONS

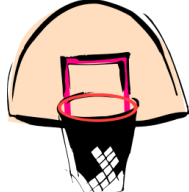
Listen to the question and the answers. Fill in the correct circle on your answer document.

**1**

 **A**

 **B**

 **C**

 **D**

## DIRECTIONS

Read the questions and the answers. Fill in the correct circle on your answer document.

**2** What is the base word of studied?

- A.** stud
- B.** study
- C.** died
- D.** studi

**3** The dogs \_\_\_\_\_ in the distance.

Which word belongs in the blank?

- A.** brown
- B.** howled
- C.** loudly
- D.** smelled

**4** If this list was in alphabetical order, which words would be last?

Cortez  
Columbus  
Cabot  
Clark  
Cousteau  
Cook

- A. Cortez, Cousteau
- B. Cabot, Cook
- C. Clark, Cousteau
- D. Columbus, Cook

**5** Look at the dictionary entry for the word capacity.

**ca-pac'-i-ty** (kə pas ə tē) n., pl. -ties **1.** The ability to contain, absorb, or receive **2.** all that can be contained; volume

Which part of speech is the word capacity?

- A. adjective
- B. adverb
- C. noun
- D. verb

**6** Which word belongs in the blank?

Juan \_\_\_\_\_ to his sister.

- A. family
- B. hungry
- C. meets
- D. talks

**DIRECTIONS**

Read the passage and the question. Fill in the correct circle on your answer document.

### The Pocket

"What is in your pocket?" asked Mother. Mark took out toys, peanuts, and pennies. There were also some crayons, a cookie, and a ball. "See?" Mark said. "Nothing much!"



**7** What is one thing in Mark's pocket?

- A. apples
- B. balloons
- C. pennies
- D. stones



**DIRECTIONS**

Read the passage and answer questions 8 through 10. Fill in the correct circle on your answer document for each question.

## **I Love to Bake Cakes**

I am not just an eater of cakes; I am also a baker of cakes. I know the favorite cakes of all my family members. Dad likes banana bread. Aunt Ruth likes pound cake. My cousin, Logan, likes raisin bread. Grandma likes carrot cakes. My sister likes fudge brownies. I like them all. I like to make cakes as much as I like to eat them.

Before I mix in the flour, I always sift it to make sure my cake is light and fluffy. After that, I will do whatever else it takes to get the batter ready. I may need to stir, mix, beat, whip, or blend the ingredients to get them ready to be baked.

But before I can bake the cake, I need to grease the pan and carefully pour the thick, smooth batter into the cake pan. It is important to clean the bowl, getting all the batter into the pan. However, licking the spoon after the job is complete is the best part for me. Once the pan is full of the batter, into the oven it goes.

While the cake is baking, I wash all the dishes. Then I keep watching the clock and peeking into the oven to see if the cake is done. It seems like such a long time. Finally, the cake is ready! I take the cake out of the oven to cool, and in just a little while longer, we are all ready for a special treat.

## Aunt Ruth's Pound Cake Recipe

- 4 cups
- 3 cups sugar
- 4 cups flour
- 2 sticks butter
- 3/4 cup milk
- 2 teaspoons vanilla
- 6 eggs



### Preparation

Preheat oven to 325 degrees. Grease the pan. Mix ingredients together for 3 minutes using an electric mixer. Pour batter into the greased pan. Bake for one hour and thirty minutes. Remove from the oven and cool the cake for about one hour.

**8** Which part of cake baking is represented by the illustration?

- A.** pour the cake batter into the cake pan
- B.** whip or blend the ingredients
- C.** put the pan in the oven
- D.** sift the flour

**9** If the passage continues, what will the family **most** likely do next?

- A.** The family will watch TV.
- B.** The family will eat the cake.
- C.** The family will bake brownies.
- D.** The family will wash the dishes.

- 10** According to Aunt Ruth's Pound Cake recipe, what step comes right after greasing the pan?
- A.** mixing the ingredients
  - B.** preheating the oven  
325 degrees
  - C.** pouring batter into the greased pan
  - D.** baking the cake for one hour and thirty minutes

**DIRECTIONS**

Read the passage and answer questions 11 through 13. Fill in the correct circle on your answer document for each question.

## Zoo Party at Sun Valley Zoo

On Saturday, September 7, the Sun Valley Zoo will have a special celebration. Our new spider monkey habitat will be one year old and we want everyone to join the party. If you have not yet seen where our spider monkeys live and play, you will love their new, and more natural, setting. This is a great time for you to meet all of our spider monkey family.

There will be special activities including art projects, storytelling, sing-alongs, and lots of other fun monkey business. If you visit our information booth during your visit, you will receive a special birthday gift.

We will have refreshments that can be enjoyed by humans and monkeys, too. We will have fresh fruit including bananas and apples instead of birthday cake. The celebration will end after the singing of "Happy Birthday."

Ask for a map upon entering the park for the location of the Spider Monkey habitat.

The special celebration will be from 10:00 a.m. to 1:00 p.m.


The zoo opens at 9:00 a.m. and closes at 6:00 p.m.

Tickets prices:

Adults: \$15

Students: \$8

Children under 5: Free



**11** Why did the author write the passage?

- A.** to inform the reader about an event at the zoo
- B.** to describe to the reader the monkey's habitat at the zoo
- C.** to persuade the reader to have birthday parties at the zoo
- D.** to entertain the reader with a story about a spider monkey at the zoo

**12** Which word from the passage signals when something will happen?

- A.** This
- B.** There
- C.** instead
- D.** after

**13** What does the word habitat mean as it is used in the passage?

- A.** animal
- B.** event
- C.** home
- D.** party

**DIRECTIONS**

Read the passage and answer questions 14 through 17. Fill in the correct circle on your answer document for each question.

### **Family Math Night**

“Mom, don’t forget that tonight is Family Math Night!” Eric exclaimed as he ran into the house after school.

“I hope I will be done with my work in time. I remember that Family Math Night begins at 7:00 p.m. If I can’t go, you may need to ask your brother to take you, or maybe ask grandma. Perhaps your father will be home in time.”

Eric looked for William. His eighth grade brother was sitting in the kitchen doing homework. “Can you take me to Family Math Night tonight, William?”

William replied, “I would like to take you, but I need to finish my homework first. Maybe you should ask grandma or dad if they can take you.”

Eric decided to call his grandma and ask her to take him to Family Math Night. She answered the phone after many rings saying, “I would love to take you, but I am in the middle of cooking dinner. Have you asked your father?”

When Eric’s father came home, he was very tired. When Eric asked him to take him to Family Math Night, he sighed deeply and said that he was hoping to stay home, eat dinner, and then read a book until bedtime.

Eric was very sad. He thought there was nobody who could take him to Family Math Night. He remembered how much fun he had the last time when he played a multiplication game with his mother. He wanted to try the measuring game that was planned for tonight.

Just then, Eric’s mother came into the room. “I am ready to go!” she said. Right behind her was William. He was ready to go, too. Eric heard the door open, and in walked Grandma. She was also ready to go. Just then, Dad walked into the room saying, “Don’t forget me!” So off they all went to Family Math Night, walking into the school right at 7:00 p.m.

**14** Which word **best** describes Eric at the beginning of the passage?

- A. excited
- B. intelligent
- C. sad
- D. scared

**15** What is the **most** likely reason Eric wanted to go to Family Math Night?

- A. He liked to play math games.
- B. He did not like to do homework.
- C. He wanted to talk with his friends.
- D. He did not want to be with his family.

**16** What conclusion can be made at the end of the passage?

- A. Eric's family is very busy.
- B. Eric is a very good math student.
- C. Eric considers math to be a very important subject.
- D. Eric's family wanted him to attend Family Math Night.

**17** What is the **best** summary of the passage?

- A. It is very important to go to after school events so you can get better at math.
- B. It is very important to do all your work before you attend after school events.
- C. Eric was sad because he thought no one in his family could take him to Family Math Night.
- D. Eric asked his busy family to take him to Family Math Night and they were all able to attend.

**Session 3**

**Writing**



**DIRECTIONS**

Read the questions and the answers. Fill in the correct circle on your answer document.

**1** Which word is spelled correctly?

- A. storys
- B. stories
- C. storeez
- D. storey's

**2** Which sentence uses punctuation correctly?

- A. The children's coats are hanging in the closet.
- B. The childrens coats are hanging in the closet.
- C. The childrens' coats are hanging in the closet.
- D. The childrens coat's are hanging in the closet.

**3** Which sentence uses capital letters correctly?

- A. Martin read *Diary of a wimpy kid* for his book report.
- B. Martin read *Diary Of A Wimpy Kid* for his book report.
- C. Martin read *Diary of a Wimpy Kid* for his book report.
- D. Martin read *diary of a wimpy kid* for his book report.

**4** Which sentence is correct?

- A. I having three kittens.
- B. I haves three kittens.
- C. I have three kittens.
- D. I has three kittens.

**5** Which word belongs in the blank?

The baby  
\_\_\_\_\_ a nap.

- A. is
- B. like
- C. need
- D. takes

**7** Which word or words belong in the blank?

The class  
\_\_\_\_\_ the  
art museum for  
a field trip.

- A. visit
- B. are visiting
- C. visited
- D. will visited

**6** Which word belongs in the blank?

I \_\_\_\_\_ not  
eat spinach.

- A. am
- B. is
- C. was
- D. will

**8** Which word belongs in the blank?

She had to  
\_\_\_\_\_ a  
project for her  
science class.

- A. chooze
- B. chose
- C. choose
- D. chews

**9** Which words belong in the blank?

They \_\_\_\_\_ animal habitats on this website.

- A. are explore
- B. is exploring
- C. was exploring
- D. were exploring

**11** Which sentence is correct?

- A. Rose organize her desk yesterday.
- B. Rose organizes her desk yesterday.
- C. Rose organized her desk yesterday.
- D. Rose organizing her desk yesterday.

**10** Which sentence is correct?

- A. Have the students been working in teams on the project?
- B. Was the students working in teams on the project?
- C. Are the students been working in teams on the project?
- D. Is the students working in teams on the project?

**12** Which sentence is correct?

- A.** Sally's brother construct a robot using recycled materials.
- B.** Sally's brother constructing a robot using recycled materials.
- C.** Sally's brother is constructing a robot using recycled materials.
- D.** Sally's brother have constructed a robot using recycled materials.

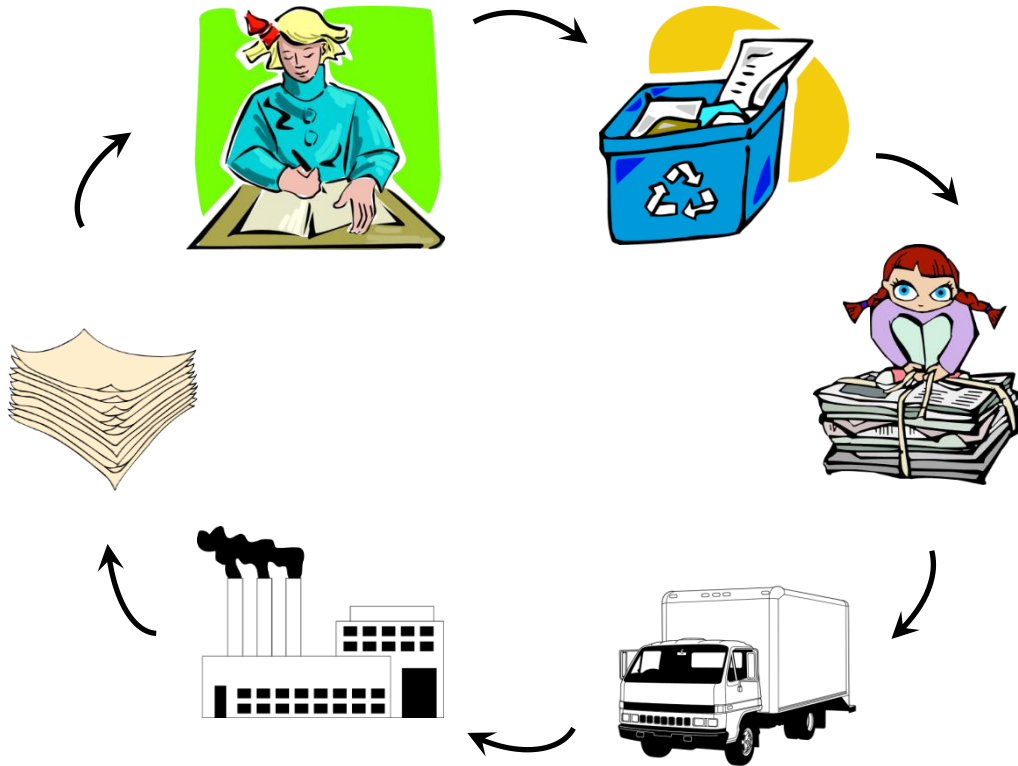
**13** Which sentence is correct?

- A.** The teacher label the parts of the plant last week.
- B.** The teacher labels the parts of the plant last week.
- C.** The teacher labeled the parts of the plant last week.
- D.** The teacher labeling the parts of the plant last week.

**DIRECTIONS**

For items 14 and 15, follow the directions to write a paragraph. Think about what you want to include in your paragraph before you begin to write. Use the scratch paper provided to make notes, organize your thoughts, and write a draft. Write your final response to item 14 on page 3 of the answer document. Write your final response to item 15 on page 4 of the answer document. There is a checklist following each item in your test book. Use the checklist to help you in your writing.

**14** Look at the picture of the paper recycling process.



On page 3 of your answer document, explain what the picture shows about the recycling process.

Be sure to include:

- All the steps.
- Details from the picture.

### Check Your Writing: Expository Writing

- Explain what is happening in the picture.
- Use descriptive words.
- Include details.
- Use a variety of complete sentences.
- Use correct capitalization, punctuation, and grammar.

15 Look at the three pictures.



On page 4 of your answer document, write a story about what you see in the pictures.

Tell what happened first, what happened next, and what happened last.

Be sure to include:

- Characters,
- Setting,
- A beginning, a middle, and an end.

### **Check Your Writing: Narrative Writing**

- Write a story about what you see in the pictures.
- Include a main idea, characters, and details.
- Use descriptive words.
- Use a variety of complete sentences.
- Use correct capitalization, punctuation, and grammar.

**STOP ●**




**Session 4**

**Speaking**

# Stage III Speaking

- 1 *Teacher question number 1.*
- 2 *Teacher question number 2.*
- 3 *Teacher question number 3.*

4



5



6

charter  
shortly  
thistle

7



8



9



10

Soccer is the best sport.

You can now close your book.  
The Speaking test will continue  
for questions 11 through 22.