

# Vocabulary Cards and Word Walls

Revised: November 2, 2011

## Important Notes for Teachers:

- The vocabulary cards in this file match the Common Core, the math curriculum adopted by the Utah State Board of Education, August 2010.
- The cards are arranged alphabetically.
- Each card has the word and a picture. The teacher will be explaining the words using a kid friendly definition. After the words have been taught they can be added to the Word Wall. For more information on using a Word Wall for Daily Review – see “Vocabulary – Word Wall Ideas” on the website.
- These cards are designed to help all students with math content vocabulary, including ELL, Gifted and Talented, Special Education, and Regular Education students.

For possible additions or corrections to the vocabulary cards, please contact the Granite School District Math Department at 385-646-4239.

### Bibliography of Definition Sources:

Algebra to Go, Great Source, 2000. ISBN 0-669-46151-8

Math on Call, Great Source, 2004. ISBN-13: 978-0-669-50819-2

Math at Hand, Great Source, 1999. ISBN 0-669-46922

Math to Know, Great Source, 2000. ISBN 0-669-47153-4

Illustrated Dictionary of Math, Usborne Publishing Ltd., 2003. ISBN 0-7945-0662-3

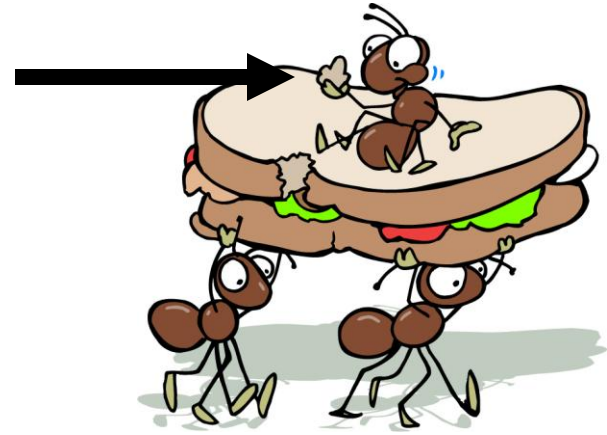
Math Dictionary, Eula Ewing Monroe, Boyds Mills Press, 2006. ISBN-13: 978-1-59078-413-6

Student Reference Books, Everyday Mathematics, 2007.

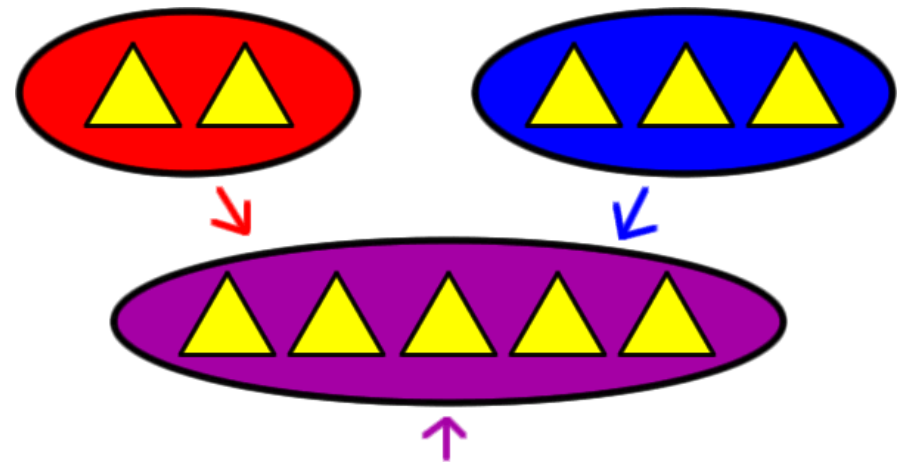
Houghton-Mifflin eGlossary, <http://www.eduplace.com>

Interactive Math Dictionary, <http://www.amathsdictionaryforkids.com/>

# above



# add

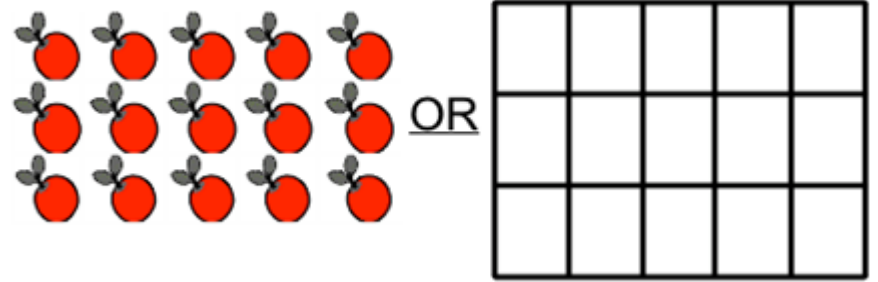


# addend

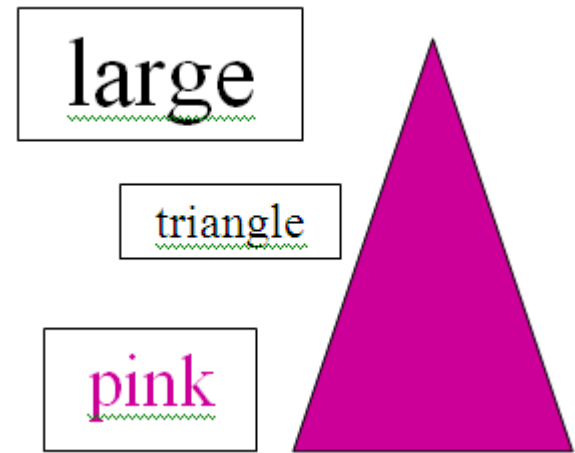
$$5 + 3 + 2 = 10$$

addends

# array



# attribute

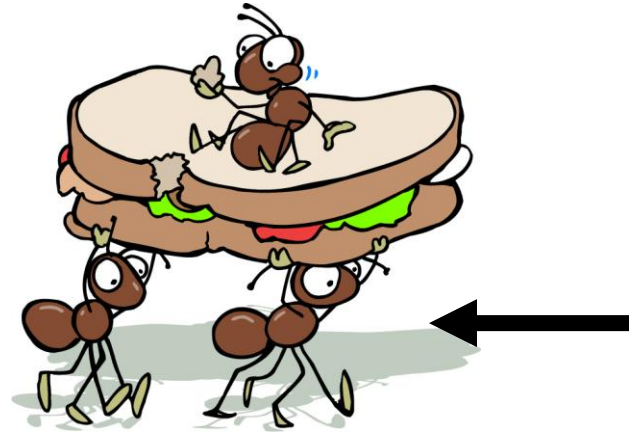


# behind



behind the cloud

**below**



**beside**



**between**

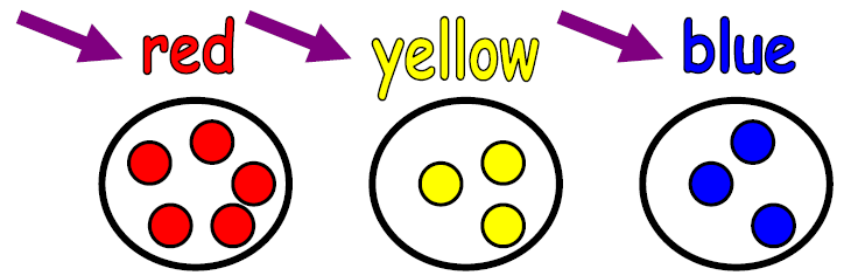


by




---

category

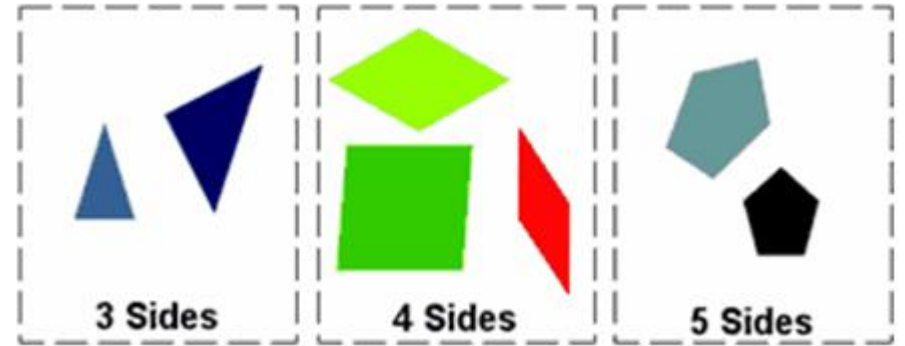


---

circle

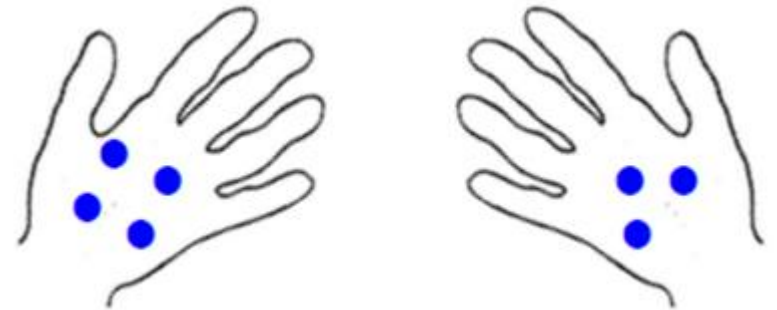


# classify



---

# compare



---

# compose



# cone



---

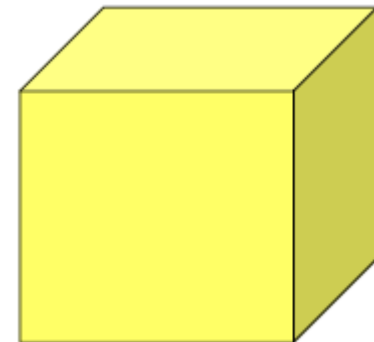
# count




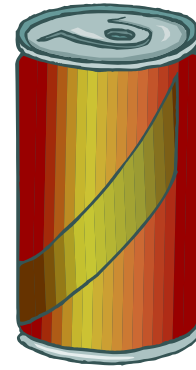
counting a set of objects one-by-one

---

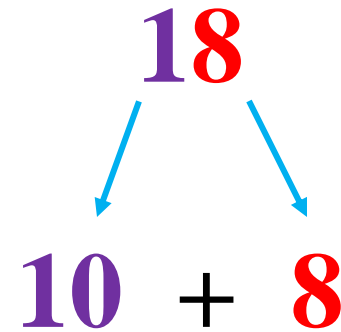
# cube



# cylinder



# decompose

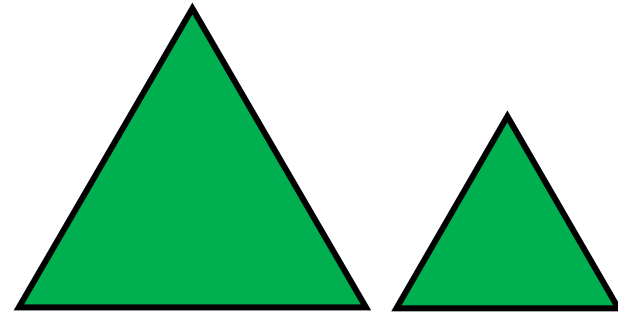


# difference

$$3 - 2 = 1$$



# different



**Different** size but same shape.

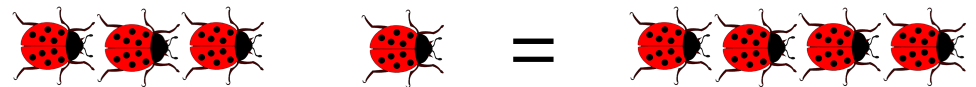
---

# digit

0 1 2 3 4  
5 6 7 8 9

---

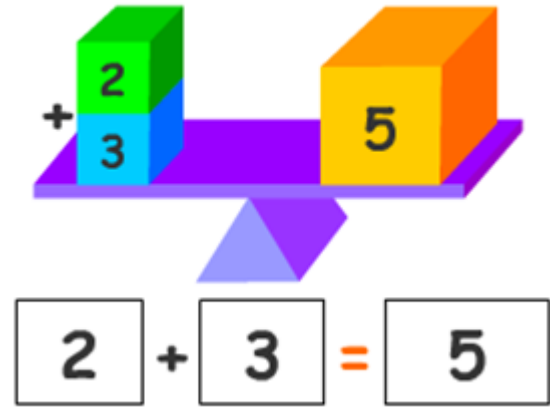
# equal to



**3 + 1 is the same amount as 4**

---

# equation

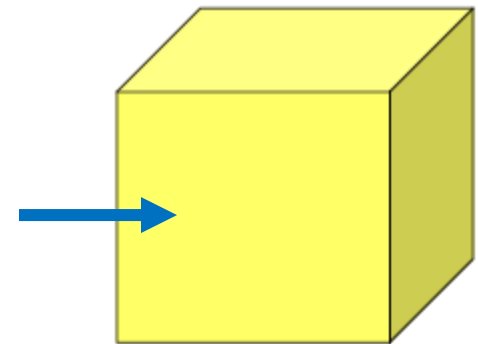


# expression

$$6 + 3$$

no equal sign

# face



# greater than




# heavier



# height



# hexagon



---

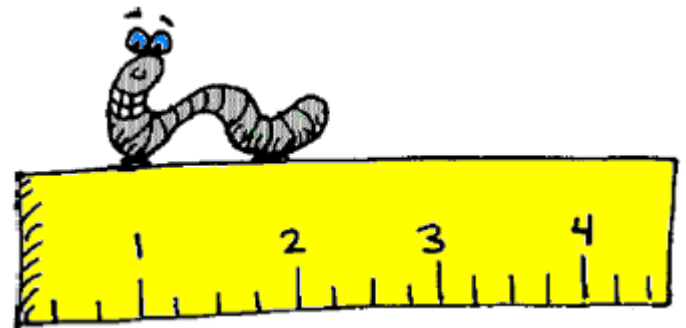
# in front of



**in front of the sun**

---

# length



# less than



3 is less than 5

---

# lighter



---


# line



**longer**



**next to**



**number**



**There are 3 candies.**

# numeral

6 six



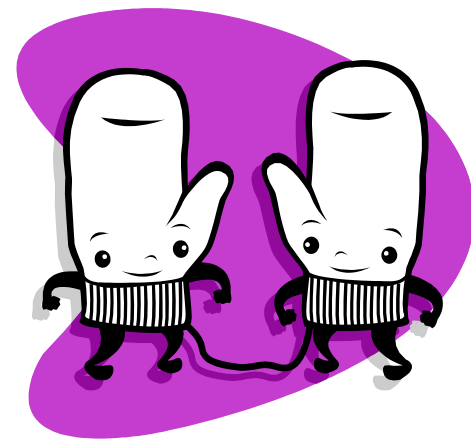
VI

# ones

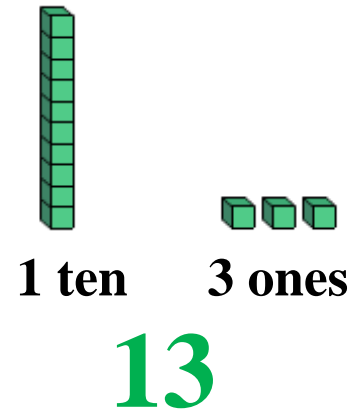


8 ones

# pair




# place value



---

# quantity



---

# rectangle






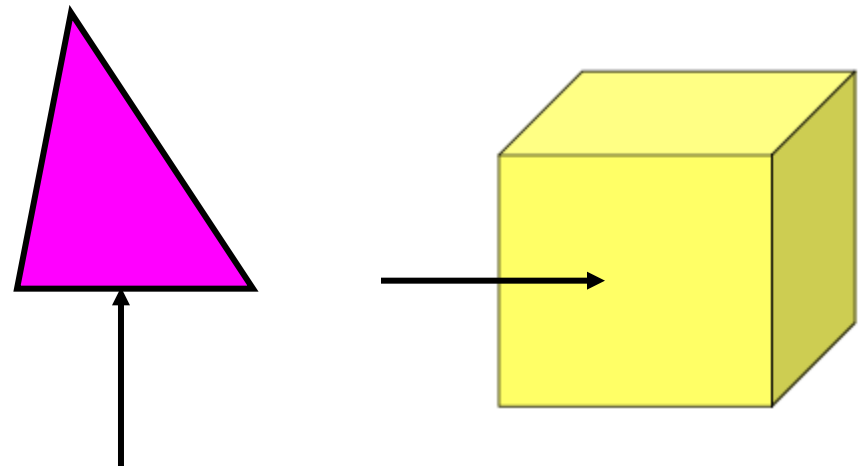
**sequence**

1, 2, 3, 4, ...

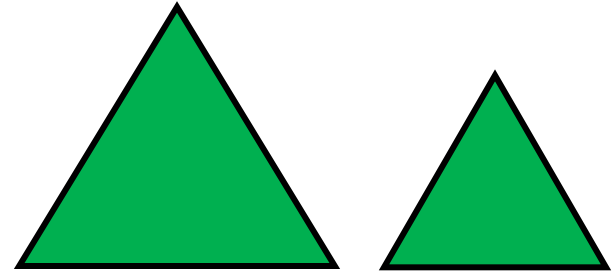
**shorter**



**side**



# similar



**Same shape** but different size.


---

# sort




---

# sphere



# square



# subtract



$$5 - 2 = 3$$

# sum

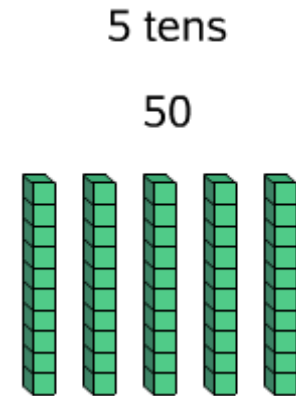
$$4 + 3 = 7$$

sum

# taller




# tens



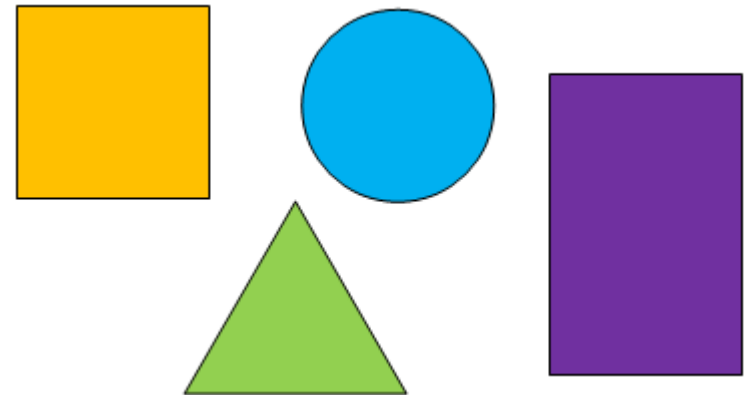
# 3-dimensional



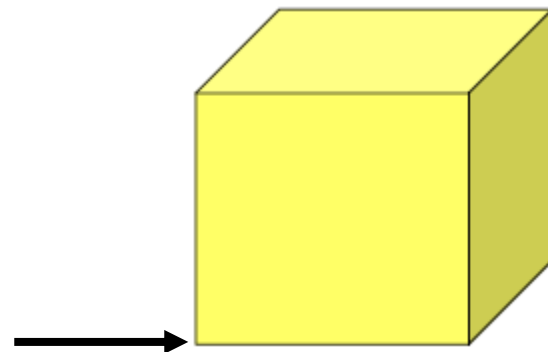
# triangle



# 2-dimensional



# vertex



# weight



